

Q2  
401  
A514  
MOLL

# American Malacological Society Newsletter



Volume 31, No. 1

Fall/Winter 2000-2001

ISSN 1041-5300

## AMERICAN MALACOLOGICAL SOCIETY 2000 ANNUAL MEETING

*MINUTES OF THE AMS COUNCIL MEETING, SAN  
FRANCISCO, JULY 7, 2000.*

The meeting was called to order by President Terry Gosliner. Those in attendance were Roland Anderson, Robert Bullock, Eugene Coan, Robert Dillon, Terrence Gosliner, Carole Hickman, Alison Kay, Eugene Keferl, José Leal, Charles Lydeard, Robert Prezant, Ron Toll, Janice Voltzow.

The budget for the 2000 meeting presented by Gosliner was passed.

On the basis of a previous E-mail ballot, the Council approved naming the student awards given at the annual meeting the Constance Boone Student Awards, bequeathed because of her generous contributions to these awards over the years.

### REPORTS

**FINANCIAL REPORT (KEFERL):** The treasurers report was given. The council recognized treasurer, Keferl, for the fine job keeping the books and membership database.

**PUBLICATIONS (TOLL):** Toll's report was given and approved. We have a large number of submitted papers to the Bulletin, enough for several future issues. Toll reported that after the American Fisheries Society's costs are met, the AMS will be receiving 15% of the royalties from book sales of *Common Names*.

AMS website management falls under the auspices of the publications committee and will be developed by Toll and Anderson. The Newsletter and abstracts of the annual meetings will be placed on the website in the future.

The Newsletter editor (Turgeon) has resigned. The publications committee will meet with and appoint a new editor.

Charles Sturm is reediting the AMS publication "How to Collect Shells."

**2000 ANNUAL MEETING (VOLTZOW):** President-elect Voltzow's report was given and approved, for the 2001 joint meeting in Vienna with the Unitas Malacologica. There will be 5 symposia. Symposia support is the purview of the president-elect. The Bulletin has the right of first approval for articles from the AMS symposia. Voltzow will investigate the possibility of having separate registration for this meeting, so profit or loss depends on membership attending.

It was voted to give \$3000 in student travel funds for the 2001 meeting, to be apportioned by Hickman.

Some extended discussion occurred concerning a member's letter about the 2001 meeting. It was resolved to separate science and politics and go ahead with the meeting venue in Vienna. Gosliner will

speak to the member and explain our position.

**2202 ANNUAL MEETING (DILLON):** Vice-president Dillon's report was given and approved. The 2002 meeting will be held at the College of Charleston, S.C. Some discussion ensued over the politics of holding the meeting there. Council's concerns were assuaged by Dillon.

**SECRETARY (ANDERSON):** Secretary Anderson's report was presented and approved. It was approved not to send non-attending members the abstracts of the 2001 meeting, on the basis of excess cost. The abstracts will be placed on the AMS website, if possible, and a hard copy will be sent to any member who does not have internet access, upon request.

**NOMINATING COMMITTEE (COAN):** Coan presented a ticket for the following year, which was approved.

**SYSTEMATICS COMMITTEE:** There was no report from the Systematics committee.

**STUDENT AWARDS (ADAMKEWICZ):** The student awards report was approved as presented in absentia by chair Adamkewicz. The student grant winners are posted on the website. Anderson will chair the Boone awards for the 2000 meeting, three \$500 awards, two for best papers and one for best poster.

**AUDITING COMMITTEE:** The report of the auditing committee has yet to be done.



**ENDOWMENT AND ARCHIVES (DAVIS):** There was no endowment committee report. Gosliner and Voltzow were charged with telling chair, Davis, to form a committee with the purpose of achieving more returns from our investments.

**CONSTITUTION AND BY-LAWS (COAN):** The report presented by Coan was approved. Our status with the IRS as a non-profit organization was strengthened and our articles of incorporation were re-filed with the California Secretary of State to reflect our name change to American Malacological Society.

**MEMBERSHIP (WISE):** The report was given in absentia and approved.

*Respectfully submitted,*  
Roland Anderson, AMS Secretary  
**WORLD CONGRESS OF  
MALACOLOGY**

**VIENNA, AUSTRIA 19-25 AUGUST 2001**

**14TH UNITAS CONGRESS OF MALACOLOGY**

**67TH ANNUAL MEETING OF THE AMERICAN MALACOLOGICAL SOCIETY**

**XX JAHRESVERSAMMLUNG DER FRIEDRICH HED GESELLSCHAFT**

The American Malacological Society will be meeting jointly with Unitas Malacologica in Vienna, Austria, 19-21 August 2001 at the second World Congress of Malacology. Scientific presentations will take place in the lecture rooms of the "Biozentrum" of the University of Vienna (founded in 1365!). A variety of housing facilities from student dorms to hotels will be available, all within 20 minutes of the meeting venue.

**FIVE SYMPOSIA ARE CURRENTLY BEING ORGANIZED:**

- **Evolution and Development in Molluscs** (organizers Gerhard Haszprunar and W.A.G. Dictus)
- **Chemosymbiosis** (organizers Carole Hickman, Penelope Barnes, and Martin Zuschin)
- **Mollusca in Long-lived Lakes** (organizers Frank Wesselingh and Ellinor Michel)
- **Molluscan Conservation** (organizers Ian Killeen and Mary Seddon)
- **Functional Morphology of Molluscs** (organizers Dianna Padilla and Shirley Baker)

English is the preferred language of scientific presentations. Oral contributions will be limited to 15 minutes, including discussion; poster presentations are strongly encouraged, as is the organization of workshops on special topics. There will be two poster sessions including a Viennese lunch snack.


Field trips to Schneeberg (alpine gastropods), the Danube alluvial forest (limnic and terrestrial molluscs), and to the tethyan and paratethyan fossil sites will provide a break in the scientific program.

A Curator Session at the Naturhistorisches Museum Wien is being organized by Helmut Sattman and Anita Eschner.

The Austrian capital offers a sparkling array of scientific, historical, architectural, and musical highlights, both within its borders and in its nearby surroundings. The social program will include a Congress Opening Reception at the Naturhistorisches Museum Wien and a Congress Dinner at the Rathaus (City Hall) under the patronage of the mayor of Vienna, Dr. M. Häupl, who is a zoologist(!). In addition, a mid-week dinner at a "Heurigen" (typical Viennese open-air wine tavern) is planned. There will also be a traditional AMS auction led by Dick Petit.

AMS will be providing up to six \$500 travel awards for graduate students to attend the meeting. These awards will require a special early application and will be available on a competitive basis. Details will be posted on the Mollusca listserv and in the spring newsletter.

On page 7 of this newsletter you will find a form for preliminary registration. Or go directly to the meeting website at <http://www.univie.ac.at/WCM2001/index.htm>.



## **AMS NEWSLETTER EDITOR (HARD)**



While I am not new to the AMS Newsletter (I have assisted Editor, Donna Turgeon, since the fall 1996 issue), many may not know me, so let me give you a short introduction.

I work at the Gulf Coast Research Laboratory, Ocean Springs, MS dividing my time between mollusk taxonomy with the Invertebrate Zoology group and managing production of our peer reviewed journal, *Gulf and Caribbean Research*. I have been married for 27 years to my high school sweetheart and am the mother of four wonderful boys. When not working, I spend as much time as possible sailing with my family or working with our local little theater group (designing and building sets).


Like many others, I usually feel like life is speeding by too fast and that I haven't enough time in a day to get everything done. However, I am taking time to prepare the Newsletter, because I enjoy working on graphic design, and I feel that getting news to our members is an important task.

For the Newsletter to improve, each of us in AMS needs to give the Newsletter a little thought and effort. When information that our members would find interesting comes your way, forward it to me. If an idea for a regular column strikes you, don't keep it to yourself, contact me and let's try to develop your ideas.

We owe a loud round of applause and many deep felt Thank Yous to Donna Turgeon, our retiring editor. She has worked hard during these past 5 years to bring you the Newsletter. At times Donna had to cajole information out of people, but she always seemed to shake loose lots of interesting copy. She developed the columns "Up Close" and the "Museum profiles" and was instrumental in soliciting most of the book reviews we published.

Continued on page 4

## IN MEMORIAM



Ruth Dixon Turner died on Sunday, April 30, 2000.

She held the Alexander Agassiz Professorship at Harvard University and was a Curator of Malacology in the University's Museum of Comparative Zoology where she also served as co-editor of the scientific journal *Johnsonia*. She graduated from Bridgewater State College, earned a Masters degree at Cornell University and a PhD at Harvard/Radcliffe under the direction of Dr. William J. Clench who brought her to Harvard from the Clapp Labs in Duxbury.

Turner who had begun her scientific and teaching career in a one room schoolhouse in Vermont, went on to become the world's expert on teredos, bivalved mollusks called shipworms. These marine borers cause widespread destruction by eating wood in the ocean environment, destroying piers, docks and wooden boats. She became known affectionately as "Lady Wormwood" for her work in this field. It was she that explained why there was little wood left on the sunken liner Titanic when it was discovered by fellow scientist Robert Ballard.

During her career, which spanned some five decades, Dr. Turner, kept laboratories in La Parguera in cooperation with the University of Puerto Rico, Northeastern University's Marine Sciences Institute at Nahant, the Marine Biological Laboratory at Woods Hole, and at Harvard. Her work led to collaboration with the United Nations Food and Agriculture Organization, U.S. Navy Office of Oceanography, which funded much of her research, and the Woods Hole Oceanographic Institution, where she became the first woman scientist to utilize the Deep Submergence Research Vehicle ALVIN to study the deep sea.

Over some two decades she participated in several dozen oceanographic expeditions. The Oceanographic Institution later named Turner a "Women Pioneer in Oceanography". She received many other honors including a number of honorary degrees. The venerable Boston Sea Rovers, an ocean education group of which she became an esteemed member named her "Diver of the Year" and in recognition of her accomplishments the U.S. Navy dedicated their book on "Biodegradation in the Sea" to Professor Turner. Other book dedications noted that she was a "Biologist par Excellence" and quoted her oft repeated motto "know your animals." Dr. Turner's last major project was as a member of the scientific team that investigated the wreck of the "Central America"—a sunken steamer that contained

millions in lost gold. It has been called the most scientifically studied shipwreck ever by a Federal judge.

A past President and beloved member of the Boston Malacological Club and the American Malacological Union, Dr. Turner provided leadership to these organizations and guidance to their members who study seashells and other mollusks. She was a Director of the Marine Ecology Project and a consultant to many organizations including the National Geographic Society and its programs on deep sea vent systems. Lecturing widely, she shared her knowledge and love of the sea and its life. A dedicated teacher and skilled dissectionist and illustrator, Turner was a mentor to hundreds of students around the world. She trained people, opened doors for them and watched proudly as they started out on their own careers.

Dr. Turner leaves her sisters Winifred Garrity and Lina MacNeil. She is predeceased by her parents and her brothers Henry and Arthur and sisters Jessie, Mary and Frances.

Contributions are being accepted to a Memorial Fund that has been established in her name at the Woods Hole Oceanographic Institution.

[George Buckley adds the following personal comments]

As a teenager I began working for Ruth Turner and Bill Clench in the Mollusk Department at Harvard University's Museum of Comparative Zoology. Being the person with a car I became the "designated driver" so to say and ended up being in charge of field expeditions in the local area. We spent many enjoyable afternoons and very early mornings—minus tides—collecting marine specimens, leading to muddy feet and a very messy car as all sorts of marine fauna and flora were brought back to Harvard. Ruth provided sage council on my winning high school science fair project, "Radula, the Teeth of Snails" and was duly proud of my achievements.

The job grew in importance as I had the prime responsibility on many occasions of getting Ruth "to the sub on time" at Woods Hole. As I entered college the collecting went further afield with trips to the Everglades, the Altamaha River, and Puerto Rico. Ruth was always there to provide guidance, support, training in dissections, whatever was needed. I particularly enjoyed going to conferences and seminars with Ruth and observing the great goodwill shown her. She truly loved what she did and enjoyed interacting with people, and people loved her. For many years I taught a course on Ocean Environments with her at the Harvard University Extension School, and even after she retired and I kept teaching the course, she would accompany us on our field trips—"Cape Cod Expeditions" as they are known—well into her eighties, much to the benefit and enjoyment of my students. Ruth will be missed by legions of students.

Written by George Buckley



I will miss Donna and have my fingers crossed that I will be able to maintain the level of excellence she has brought to the Newsletter. We all will miss her, if I don't get a little help from y'all.

While I am saying Thank Yous, let me also thank Roland Anderson. Roland is responsible for most of the copy submitted for this issue. Without him we would have a very lean issue indeed.

Thank you also goes to Eugene Keferl who maintains the membership database (I build the Directory from his database) It is a huge job keeping all our addresses and phone numbers current, so I hope that each of you looks at your listing in the Directory. If you find any inaccuracies, or if you would like information changed, please contact Eugene. He will change the database, and next year the Directory will reflect those changes.

If you find your name absent, it may be that your membership dues are a little overdue. Take care of that matter with Eugene, and your name will be included in 2001.

The Newsletter can be a more useful source of information. I would like to see a student forum in the newsletter—a column where students can share tidbits about their research and make some of their needs known. Also, publicity is a good thing, so clubs and museums, please send your news so we can pass the word along.

Donna's column "Up Close" brought us histories of the stalwarts in our profession, avocation, and/or hobby. This

column should continue. If any of you would like to head-up this column—there is someone out there who knows "everyone" in AMS—please contact me.

In closing, let me again solicit information and ideas from each of you. With all y'all's help (I'm from the south, I can't help it) we can publish a Newsletter that can be characterized as a real read.

*S. Dawne Hard, email: dawne.hard@usm.edu. See the directory for address and phone numbers.*

### ***MOLLUSKS: A GUIDE TO THEIR STUDY, COLLECTION AND PRESERVATION.***

In 1941 the AMU meeting hosted a symposium on collecting and studying mollusks. These papers were published in the annual report. These articles were expanded and added to in 1955, 1966 and 1974. Many of you may know of these papers from their last appearance in the blue cover book, *How to Study and Collect Shells*, published by the AMS. No further update has been undertaken since the 4th edition was published.

In 1997 I met with Bob Prezant and we discussed the scientific program for the 1999 AMS meeting. It was decided that we would have a workshop for amateur collectors and that I would organize it. There was interest in the amateur community about the workshop as evidenced by the number of e-mails I received inquiring about the program. However, Pittsburgh not being near many major clubs, the workshop only drew some 25–35 attendees. I did receive several e-mails regarding whether the papers presented would be published. At the conclusion of the workshop, the presenters did agree to submit a written paper but we were uncertain about where or how we would publish them.

A decision was made that the *How to Study and Collect Shells* book would be updated and these papers would be part of the update. As I worked on this project, it became evident that the 4th edition was ready for a major overhaul and the publications committee of AMS gave the green light to go ahead with producing a new book.

This book will have three sections. The first section will comprise several general chapters. Among them will be chapters on collecting techniques, archival and curatorial practices, bottom sampling techniques, conservation, and snorkeling and SCUBA.


The second section will deal with taxonomic groups. An introduction to the biology and ecology of the group will be presented. This will be followed by methods of collecting, preserving and studying the group. Lastly, a list of recommended publications for further reference will be provided.

The groups currently being worked on are: freshwater gastropods, the Unionacea, freshwater non-Unionid bivalves, and the terrestrial gastropods. In the marine realm, chapters are being prepared on the bivalves, "prosobranch" gastropods, opisthobranch gastropods, scaphopods, chitons, and cephalopods. There is also a chapter on the fossil mollusca.

The last section deals with several miscellaneous topics. These include the interactions of amateurs and museums, digital imaging, photography, database construction and a primer on molecular biology and cladistics. There will also be chapters on the molluscan literature, American museums with major malacological holdings, amateur and professional organizations and their meetings, and codes of ethics.

This gives one a general idea of the scope of the book. I also hope to have the chapters illustrated, something that was generally lacking in the earlier publication.

I currently need help with several chapters. I am looking for someone to help with a chapter on the aplousobranchs, one on a review (brief) of the zoological code and writing a taxonomic paper, and



one on raising marine mollusks for study in the lab or at home. Another chapter that would prove interesting is one on marine organisms that can be mistaken for mollusks... brachiopods, barnacles, etc. If anyone is interested in helping with these topics, or desires further information about the book please contact me by e-mail at [csturmjr@pitt.edu](mailto:csturmjr@pitt.edu). You can write to me at 5024 Beech Road, Murrsysville, PA 15668.

Charles F. Sturm, Jr., Research Associate, Carnegie Museum of Natural History

#### NEW MONOGRAPH

The Santa Barbara Museum of Natural History is pleased to announce the publication of a new monograph entitled *Bivalve Seashells of Western North America; Marine Bivalve Mollusks from Arctic Alaska to Baja California* by Eugene V. Coan, Paul Valentich Scott, and Frank R. Bernard

*The Bivalve Seashells of Western North America* is the most comprehensive book ever written on Pacific Ocean bivalves.

The culmination of an eleven year study, it treats all bivalve mollusks living from northern Baja California, Mexico to Arctic Alaska. A total of 472 species are described and illustrated with detailed photographs and drawings. All habitats in the region are included from the intertidal splash zone to the abyssal depths of the ocean basins.

The book has over 4,800 complete bibliographic references to the bivalves including citations on the biology, physiology, ecology, and taxonomy of this commercially and biologically important group. Character tables and dichotomous keys assist the reader in identification. Also included in the 764 page text is an illustrated key to the superfamilies of the region, and a complete glossary.

This is a "must have" publication for malacologists, libraries, environmental scientists and interested amateurs.

For further information contact: Paul Valentich Scott, Department of Invertebrate Zoology, Santa Barbara Museum of Natural History, 2559 Puesta del Sol Road, Santa Barbara, CA 93105 USA. Phone: 805-682-4711, ext 319; Fax: 805-569-3170; Email: [pvcscott@sbnature2.org](mailto:pvcscott@sbnature2.org)

Full information is available at: <http://www.sbnature.org/atlas/bivbook.htm>

### **BITS AND PIECES FROM CONCH-L**

Ed Note: The following items were gathered from the email discussion group, Conch-L, by Roland Anderson.

#### *SHELL DOGGEREL* By ELLEN BULGER

This poem was composed in impatient anticipation of an upcoming field trip to Eleuthera with Bobbi Cordy and her shell club.

I fear that I may never find,  
the Xenophora on my mind.  
You'll know how badly I am hooked,  
when under every rock I've looked.

The carrier shell is but one,  
I seek beneath Bahamian sun.  
For once I'd like a cone that's bigger  
than a runty infant chigger.

I found some strombs, but roostertail,  
would make my heart pound without fail.  
Two *Costatus* in my display,  
invite *Raninus* "come and play".

I know it would be loads of fun,  
to trip upon a giant tun.  
I'd dance along like Tiny Tim,  
with shells for me and blooms for him.

And while I've got a hairy triton,  
for *Femorale* I'll be sightin'.  
There's something 'bout a fine *Cymatium*,  
that gives my heart a palpitation.

Armed with snorkel, fins and mask,  
I'll approach this happy task.  
For some *Murex*, I'll be searchin',  
risking wrath of eel and urchin.


And I hope to learn a thing or four,  
'bout gastropods along the the shore,  
'bout cowries and clams and where they range,  
with folks who don't find my hobby strange.

People who don't turn green and pale,  
at the slightest little whiff of snail.  
(No family yelling "What's that smell?,"  
when all I did was clean a shell)

Where we'll find them, there's no Tellin,  
the question's "if", when you are shellin'.  
What shells I'll get, I cannot say,  
But I'll meet new friends along the way.

#### **PALM BEACH, FL MYSTERY**

The Palm Beach Post ran a story about a 49 year old man who died on a snail-gathering expedition west of Boynton Beach, FL.



According to the sheriff's department, Ricky Reddick of Gibsonton, near Tampa, was looking for a rare type of snail with his business partner, exploring shallow canals off US 441, north of Boynton Beach Blvd. Reddick and his partner,

Kenneth Peterman, separated. When Peterman returned around 2:30 a.m., he found Reddick face-down in about 18 inches of water. The cause of death was unknown, but sheriff's detective said it may have been a heart attack."

My question, does anyone know this man? What type of snails could he have been hunting. I am not aware of any RARE fresh water snails in this area. Unfortunately the newspaper did not follow through with this article and it leaves me curious for more information.

Direct information to Carole Marshall, Lake Worth, FL, Email: [Marshalldg@aol.com](mailto:Marshalldg@aol.com)

#### **MOLLUSCA AND VIAGRA**

Shanin Leeming, a high school student who lives in Merritt Island, FL recently exhibited a project entitled, *Can Herbal Viagra be Used to Induce Spontaneous Spawning in Farm Grown Clams (Mercenaria mercenaria)?*

The purpose of this project was to discover whether or not herbal Viagra can be used to induce spontaneous spawning in farm-raised clams (mariculture). Leeming's findings are of interest as state controlled projects promoting resource enhancement of the species might benefit from this research if it proves to be viable and cost-effective.

The clams used in this experiment were divided evenly between two spawning tables at Southern Cross Sea Farms, Merritt Island, FL. They were both given the same amount of food, subjected to the same temperature deviations, and all other variables were controlled. The experiment was performed the first time with positive results. The spawning tables were reversed, and the same experiment was repeated one week later to verify previous results.

In both cases, the experimental group was inoculated with 6 ml (\$ .35/ml) of herbal Viagra (Yohimbe).

The effects were clearly visible in the experimental group. It was noted that the subjects were much more relaxed. This observation can be made by inspecting the position of the siphons extended by the subjects. The siphons in the experimental group were exposed to a much greater extent than those of the control group. Relaxation in clams is a behavioral indicator that spawning is imminent.

In both tests, the experimental group spawned well before the control group (although not spontaneously). In the first experimental group 56 males and 9 females spawned. In the second experimental group 42 males and 16 females spawned. Subsequently, the spawns were monitored to insure that herbal Viagra did not have a negative impact on the viability of the resulting larvae. None were observed.

After completion of these tests, the following conclusions were formed: herbal Viagra enhances the spawning ability of hard shell clams. It causes clams to spawn more quickly and with less need for temperature cycling. It is cost effective.

While herbal Viagra does not induce spontaneous spawning in *M. mercenaria*, it could prove to be a valuable benefit to the mariculture industry and to resource enhancement of the wild harvest clam.

*Submitted to Conch-L by Grace L Johns*

#### **SLOW-MOVING SNAILS RACE IN SPAIN**

TRICIO, Spain (Associated Press) Moving at a snail's pace, a mollusk named Gomer emerged victorious Saturday in a race that required him to drag 30 times his weight. Gomer was the swiftest of 50 snails to tow a tin of pickled peppers in the seven-minute race. The peppers are a specialty of this northern Spanish village.

Gomer covered 10 inches and won after withstanding a stiff early challenge from a snail named Thunder. Mayor Carlos Benito said there were so many competitors this year that organizers had to stage the race in three heats. "It was very exciting. We had snails from all over Spain," he said.

The race was the centerpiece of a 20-year-old summer festival in Tricio, 220 miles north of Madrid. After the race, chefs served up a local delicacy: 500 pounds of stewed snails. Gomer, however, went home unscathed and with a trophy.

*Submitted to Conch-L by Sarah Watson*

#### **CONCH WEAPONRY**

Recently, a paper by Mr. A.D.J. Meeuse on the use of *Strombus gigas* as a weapon was published in the *Correspondentieblad* of the Dutch malacological Society (Vol. 314:68). The paper is written in Dutch, but a translation of the description is provided by Gijs C. Kronenberg.

"With the aid of an anvil, flat stone, hammer, crowbar or pair of nippers, shell material was removed from a large conch shell around the aperture and removed from the whorls, so that only the central axis remained. The lower, thicker part

gave enough grip to clasp it. The thin, upper part ending in a sharp point, made it a tremendous, pointed weapon, which was even more effective as the thin, pointed part broke off and remained inside the wound. These conchdiggers [sic] were used to get rid of adversaries in love affairs. This is all past now, but the daggers are still made and are for sale in the Keys at the souvenir shops."

Kronenberg wonders if some of you might have more information. He found no reference to this use in Orr, K.S. & C.J. Berg Jr., 1987 (The Queen Conch). "Personally, I imagine that especially *Lambis (Harpago)* sp. could be used as daggers, even without breaking off parts of the shell."

*Information can be directed to Gijs C. Kronenberg. Email gijsckro@worldonline.nl*

#### **TURNER BIBLIOGRAPHY COMPILED**

Andrew Vik, Tampa, FL, has compiled a bibliography of the works of Ruth Turner.

Though by no means a complete list, it could be

helpful to others working on her biography. Anyone who would like a copy (either by email—Word Pad attachment, or by snail mail) may contact Andrew Vik at: LIAVIK@earthlink.net

#### **MR. EIJI TSUCHIDA**

News has been received of the death of Mr. Eiji Tsuchida of the Tokyo University of Fisheries. Mr. Tsuchida was the author of a large number of papers dealing with the Mollusca

of Japan, and was formerly the editor of the *Chiribotan*. Among his best-known works were series of papers describing material recovered by the *R.V. "Tansei-Maru"* and the molluscan fauna of Otsuchi Bay. The funeral was held in Tokyo, April 24, 2000.

All messages should be addressed to Taiji Kurozumi at: kurozumi@chiba-muse.or.jp

*Submitted to Conch-L by George Buckley*



**RUDOLF STOHLER 1901-2000**

Rudolf Stohler, retired founding editor of The Veliger, died April 24, 2000 of heart failure at his home in Berkeley.

Dr. Stohler was born in Basel, Switzerland on December 5, 1901, son of Rudolf Stohler and Emma Marguerita Kiefer. Always interested in nature, he collected both plants and animals throughout most of his life. He attended universities in Geneva and Basel, earning PhDs in Zoology and Botany. His thesis was on the cell development of European toads.

While a student, he was a special reporter for three newspapers, and after graduation edited a daily paper until he came to the United States in 1928 on an International Exchange Fellowship.

His Fellowship put him at the Hooper Foundation for Medical Research in San Francisco, where he was instrumental in demonstrating that the reason mussels were poisonous during certain months was due to a micro-organism being filtered out of the water and stored in their tissues. Public health officials started monitoring the water and posting warnings as a result.

At Hooper he met Genevieve Emerson, a pre-medical student assistant, and in September 1929 they married, then moved back to Switzerland when his fellowship was over. In 1932 they came back to California, and in 1933 he was appointed Research Associate at U.C. Berkeley. He taught cytology, extension courses in zoology and biology, collected and preserved specimens for zoology classes, and was Curator of the Museum of Invertebrate Zoology at the University, until he retired in 1969.

**WORLD CONGRESS OF MALACOLOGY**

*VIENNA, AUSTRIA 19-25 AUGUST 2001*

14th UNITAS Congress of Malacology

67th Annual Meeting of the American Malacological Society

XX Jahresversammlung der Friedrich Held Gesellschaft

PRELIMINARY REGISTRATION FORM  
PLEASE FEEL FREE TO PHOTOCOPY THIS FORM

Last Name \_\_\_\_\_ First name \_\_\_\_\_ Initial \_\_\_\_\_ Title \_\_\_\_\_

Organization \_\_\_\_\_

Address \_\_\_\_\_

City \_\_\_\_\_ State \_\_\_\_\_ Zip Code \_\_\_\_\_

Country \_\_\_\_\_

Phone \_\_\_\_\_ Fax \_\_\_\_\_ E-Mail \_\_\_\_\_

I plan to attend the congress

I plan to give an oral presentation

I plan to present a poster

Preliminary title of the presentation: \_\_\_\_\_

\_\_\_\_\_  
\_\_\_\_\_  
\_\_\_\_\_

SEND OR FAX COMPLETED FORM TO: Prof. Luitfried Salvini-Plawen, Institute of Zoology, University of Vienna, Althanstr. 14, A-1090 Vienna, Austria. Phone: +43 1 4277, 4440, Fax: +43 1 4277 9544.



By 1941 he had become interested in mollusks and had started a personal shell collection; emphasizing species and population genetics rather than looks. In the early fifties, he founded, with several colleagues, the Northern California Malacozoological Club, and in 1958 he became editor of *The Veliger*, its newsletter. For several years he also did the publishing. Under his editorship, *The Veliger* evolved into a prestigious journal as malacologists worldwide discovered it, with readers in over 90 countries. In 1964, the California Malacozoological Society was incorporated, and Dr. Stohler continued to edit, and set the type for the linotype machine himself until he retired at the end of the twenty-fifth volume, in 1983. His wife did the proofreading for most of the issues, and two of his daughters were involved with typing in the early years. Eventually, Jean Cate became Associate Editor and assumed many tasks.

After retiring, Dr. Stohler's interests continued in many areas. He was very enthusiastic about computers, putting household matters on his Apple II until increasing blindness from macular degeneration called a halt. He always wanted to know what was happening in the world of technology and the sciences.

In WW I he served on the Ski Patrol in Switzerland as a medic, and in WWII he was Block Warden and gave Red Cross First Aid classes. In addition to the Shell Clubs, he belonged to the Masons and was Past Master of Henry Morse Stephens Lodge. He was also a Fellow of the Academy of Science in San Francisco. He is survived by his wife of 70 years, Genevieve, of Berkeley, and by children Rudolf J. Stohler of North Dakota, Genevieve Sapirstein of Cupertino, Heidi Stohler of Washington, Constance Hake of Los Angeles, Alice Cowles of Castro Valley, son-in-law Robert Sapirstein, seven grand-children and six great-grandchildren. At his request, no services will be held. Memorial contributions to a favorite charity may be made.

### **BERTRAM (BERT) C. DRAPER 1904-2000**

Sadly we must report that Bertram (Bert) C. Draper passed away on 7 August, 2000 at age 96. Bert was a maintenance training supervisor with United Airlines until his retirement in the 1960's. He was best known among malacologists/conchologists for his marvelous photos of minute shells (i.e., those less than 10 mm) that appeared not only in his own publications but those of James H. McLean, Donald R. Shasky, and many others. He became a member of the Conchological Club of Southern California in 1961 and served as CCSC secretary in 1964 and 1965, treasurer in 1966, vice-president in 1971 and 1984, and was president in 1972, 1973, and again in 1985. He was active in the club through 1999 and was a mainstay for giving top-notch presentations that featured his minute mollusk photography.

Bert was appointed Museum Associate in Malacology in 1973 in recognition of his publications and service as a volunteer. Bert was also a member of the Western Society of Malacologists, the San Diego Shell Club, the Hawaiian Malacological Society, and the Pacific Shell Club. He was editor of the self-prepared and published *Lost Operculum Club*, a guide of record size shells of the Eastern Pacific, from 1966 through its final edition in 1987. Bert always referred to himself as an amateur malacologist and his publication record reflects his dedicated interest in shells. In particular he had a passion to photograph and identify the difficult minute families of Triphoridae, Caecidae, and Vitrinellidae, especially those of the eastern Pacific and Hawaii.

In addition to his love of minute shells, Bert enjoyed stamp collecting, trains (both full-size and model railroads),

photography, and the music of Lawrence Welk. Bert happily shared his knowledge with colleagues and friends, and we will certainly miss his colorful descriptions of observing live caecids from tide pools, flying over Mauna Loa during an eruption, collecting fossils from the Miocene Topanga Formation and many others. He will indeed be missed. A more detailed account of his malacological interests and a record of his publications is in preparation.

*Written by Lindsey T. Groves, Collection Manager, LACM Malacology and James H. McLean, Curator, LACM Malacology*

*Submitted to Conch-L by Gene Coan*

### **CHARLES CARDIN**

It is with great sadness that I advise the group that Charles Cardin recently lost his battle with cancer. Those who knew Chuck's determination, his integrity and his dedication to furthering our hobby will, I trust, join me in extending condolences to his wife Su and his family. Cards can be sent to 681 Turtlewood Place, Henderson, NV 89052.

*Respectfully submitted by Tom Rice, from Conch-L*

